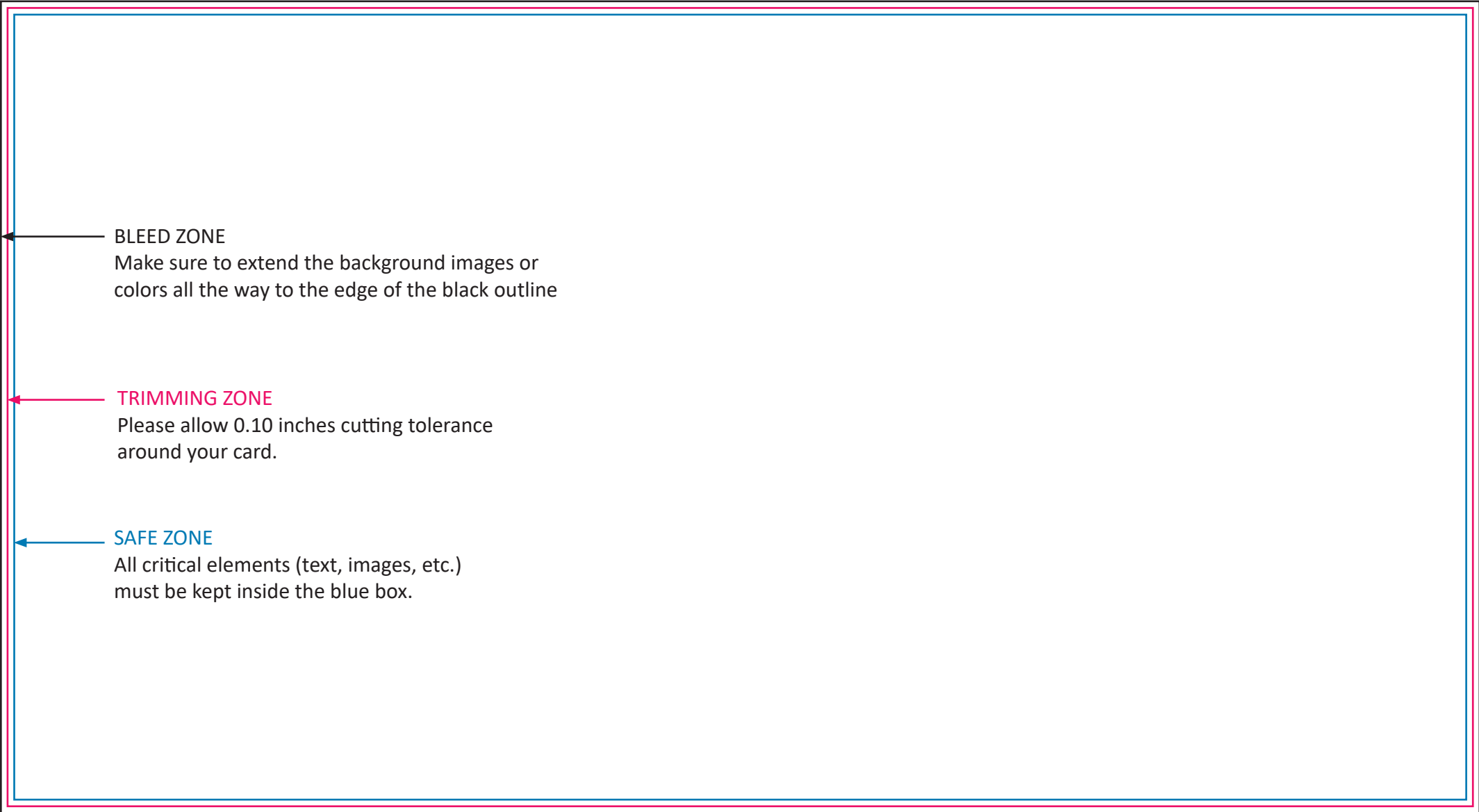


SUPER JUMBO TEMPLATE (POSTCARD FRONT)

- The super jumbo postcard is printed 4/4 (full color both sides with full bleeds)
- Images should be at least 300dpi
- Set document size to 6.1" x 11.1" (BLACK - BLEED ZONE)
- Create guides 0.05" (all sides) inside the document (PINK TRIMMING ZONE; 6" x 11")
- Make sure all important elements are inside the BLUE line (SAFE ZONE; 5.9" x 10.9")
- Please provide separate **hi-resolution PDF'S for the Postcard FRONT, BACK & MAGNET**

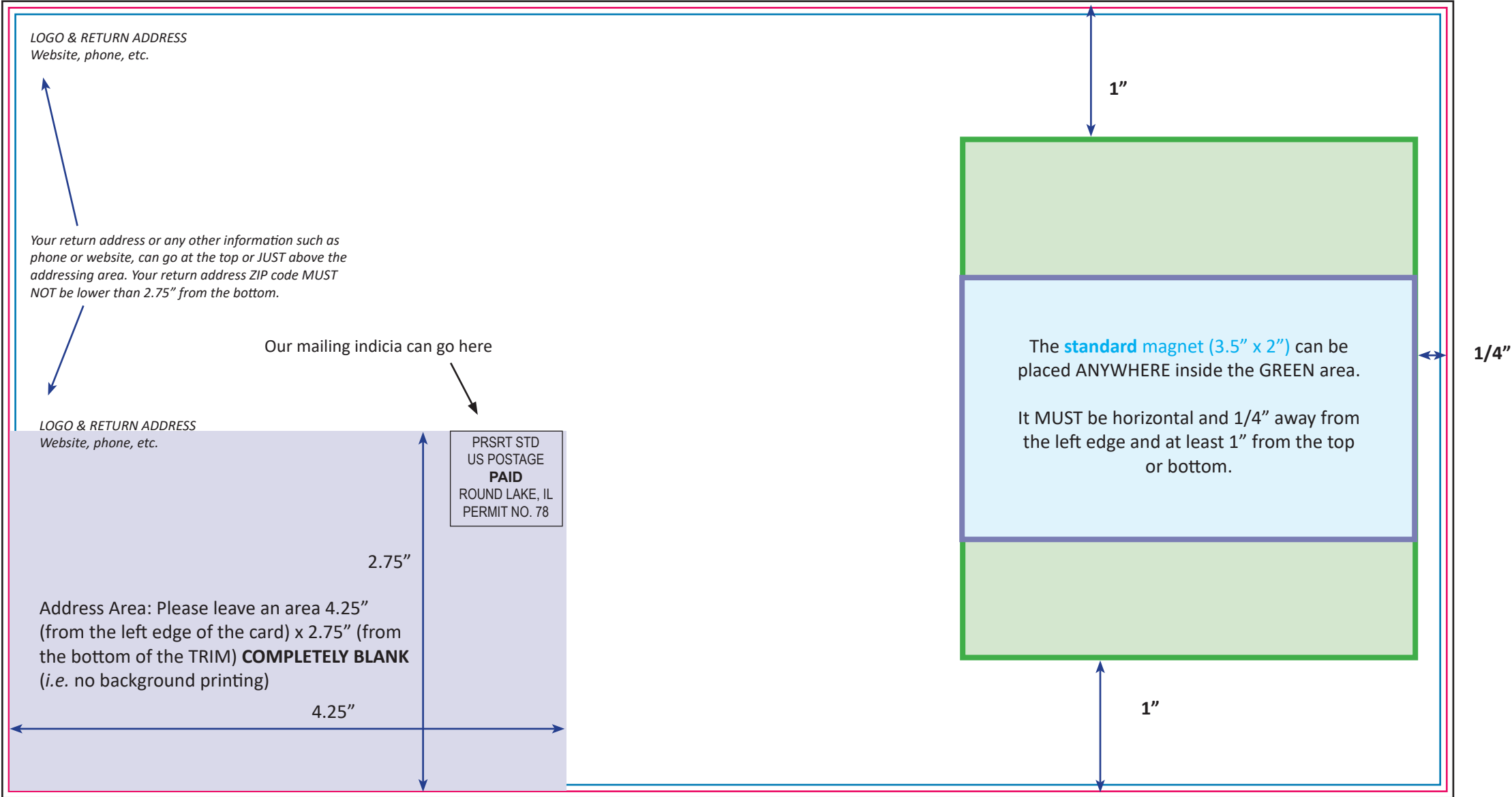


SUPER JUMBO TEMPLATE (POSTCARD BACK WITH STANDARD MAGNET)

- The super jumbo postcard is printed 4/4 (full color both sides with full bleeds)
- Images should be at least 300dpi
- Set document size to 6.1" x 11.1" (BLACK - BLEED ZONE)
- Create guides 0.05" (all sides) inside the document (PINK TRIMMING ZONE; 6" x 11")
- Make sure all important elements are inside the BLUE line (SAFE ZONE; 5.9" x 10.9")
- Please provide separate **hi-resolution PDF'S for the Postcard FRONT, BACK & MAGNET**

PRSRT STD
US POSTAGE
PAID
ROUND LAKE, IL
PERMIT NO. 78

*Please add our mailing
indicia to your final design*

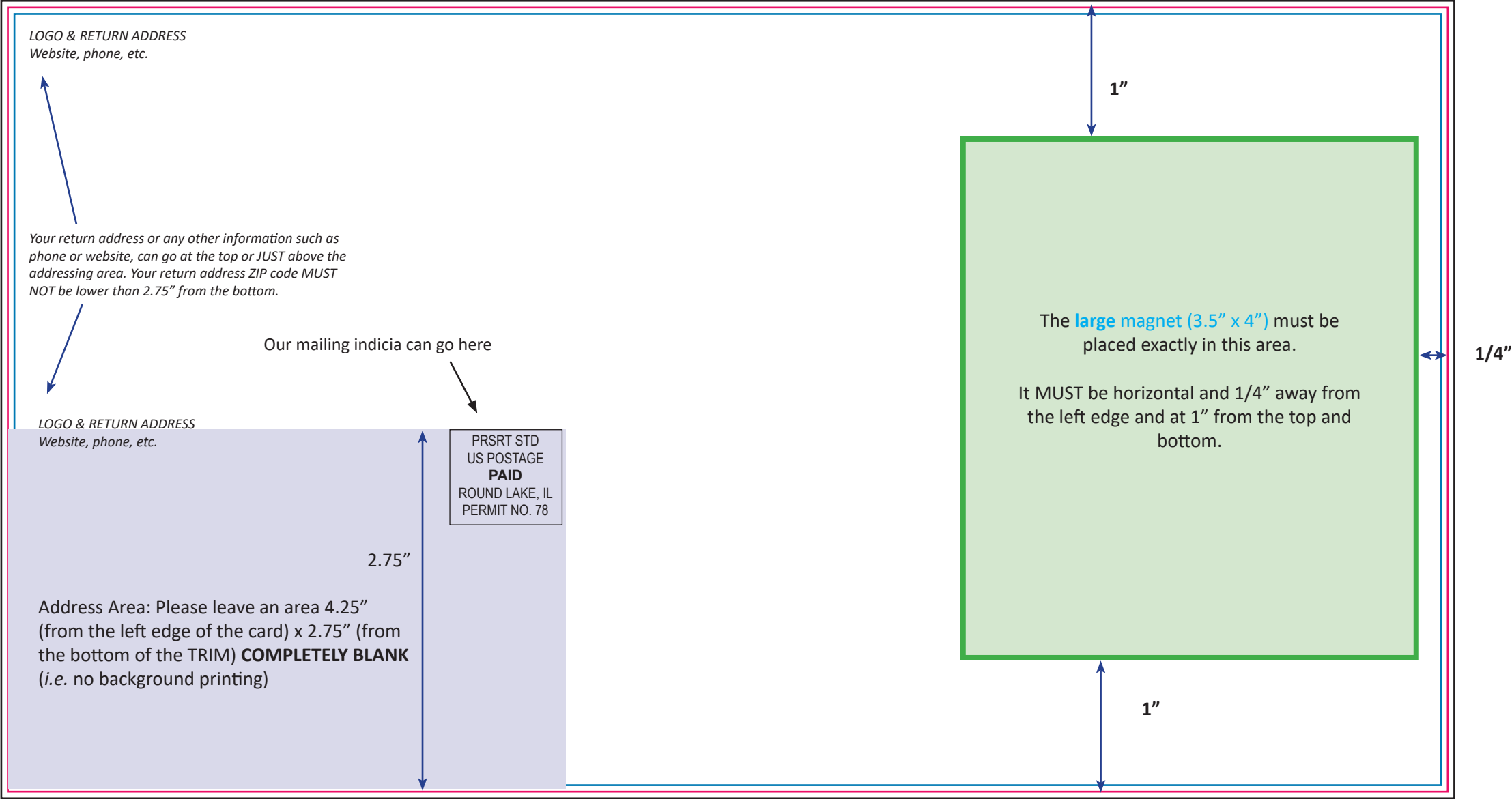


SUPER JUMBO TEMPLATE (POSTCARD BACK WITH LARGE MAGNET)

- The super jumbo postcard is printed 4/4 (full color both sides with full bleeds)
- Images should be at least 300dpi
- Set document size to 6.1" x 11.1" (BLACK - BLEED ZONE)
- Create guides 0.05" (all sides) inside the document (PINK TRIMMING ZONE; 6" x 11")
- Make sure all important elements are inside the BLUE line (SAFE ZONE; 5.9" x 10.9")
- Please provide separate **hi-resolution PDF'S for the Postcard FRONT, BACK & MAGNET**

PRSRT STD
US POSTAGE
PAID
ROUND LAKE, IL
PERMIT NO. 78

*Please add our mailing
indicia to your final design*

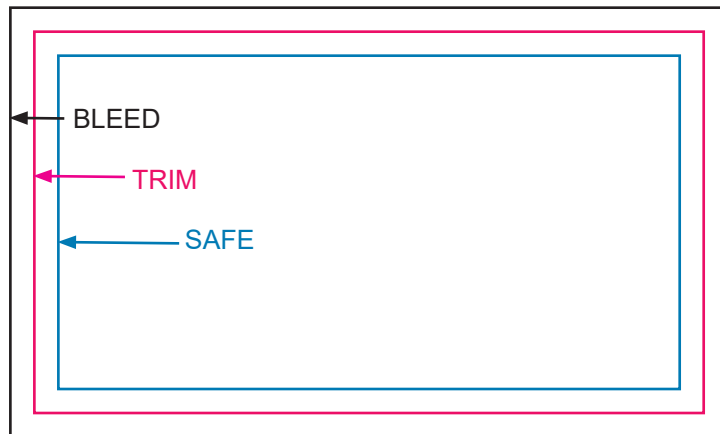


MAGNET TEMPLATES

- Magnet is printed in full color on one side (4/0) with full bleed; images should be at least 300 dpi
- Please provide THREE separate **hi-resolution PDF'S** for the Postcard **FRONT, BACK & MAGNET**

STANDARD (3.5" x 2")

- Set document size to 3.75" x 2.25 (BLACK - BLEED ZONE)
- Create guides to final size 3.5" x 2" (PINK TRIMMING ZONE)
- Make sure all important elements are inside the 3.25" x 1.75" BLUE line (SAFE ZONE)



Horizontal ONLY

LARGE (3.5" x 4")

- Large magnet must be vertical
- Set document size to 3.75" x 4.25" (BLACK - BLEED ZONE)
- Create guides to final size 3.5" x 4" (PINK TRIMMING ZONE)
- Make sure all important elements are inside the 3.25" x 3.75" BLUE line (SAFE ZONE)

