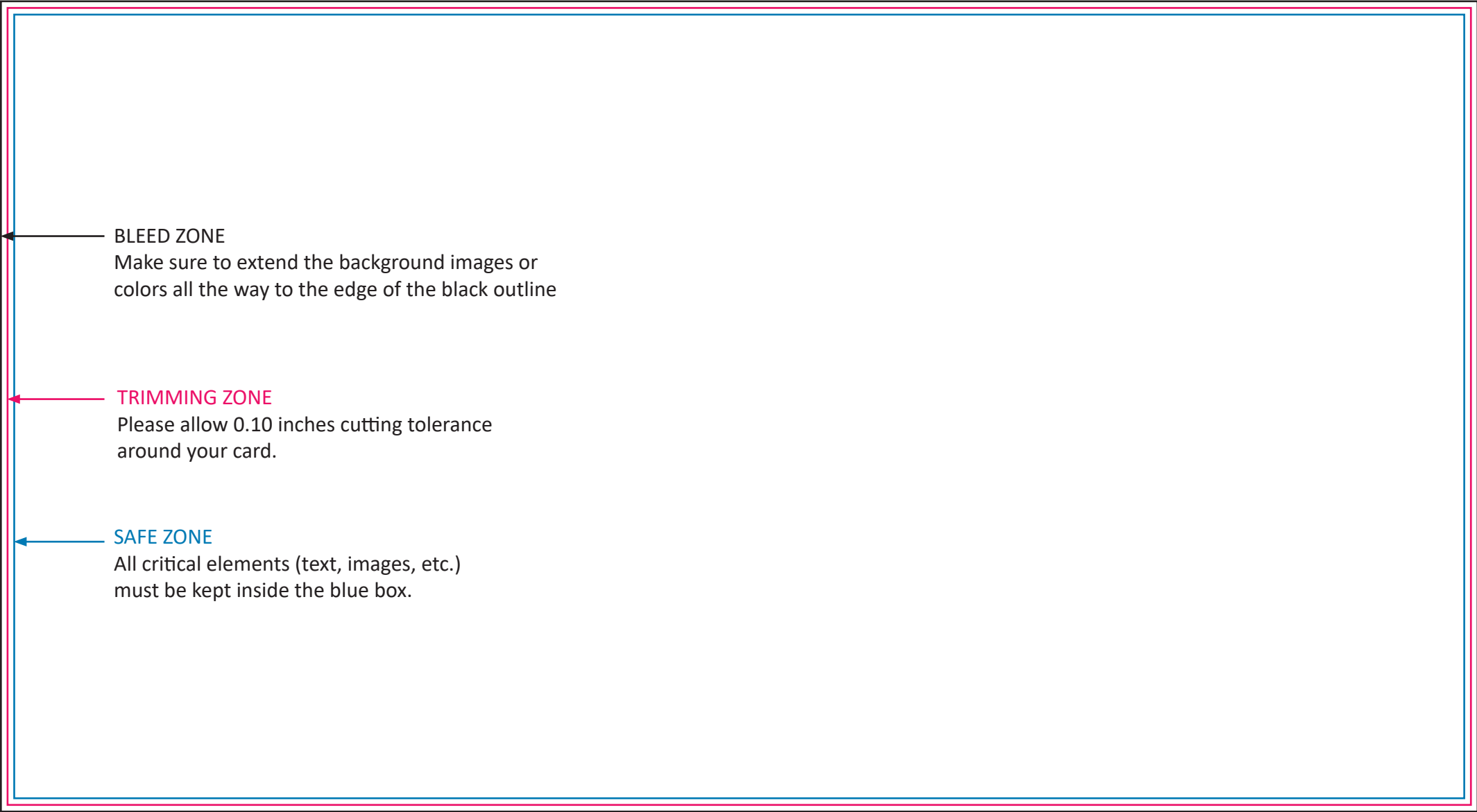


SUPER JUMBO EDDM TEMPLATE (POSTCARD FRONT)

- The super jumbo postcard is printed 4/4 (full color both sides with full bleeds)
- Images should be at least 300dpi
- Set document size to 6.1" x 11.1" (BLACK - BLEED ZONE)
- Create guides 0.05" (all sides) inside the document (PINK TRIMMING ZONE; 6" x 11")
- Make sure all important elements are inside the BLUE line (SAFE ZONE; 5.9" x 10.9")
- Please provide separate **hi-resolution PDF'S for the Postcard FRONT, BACK & MAGNET**

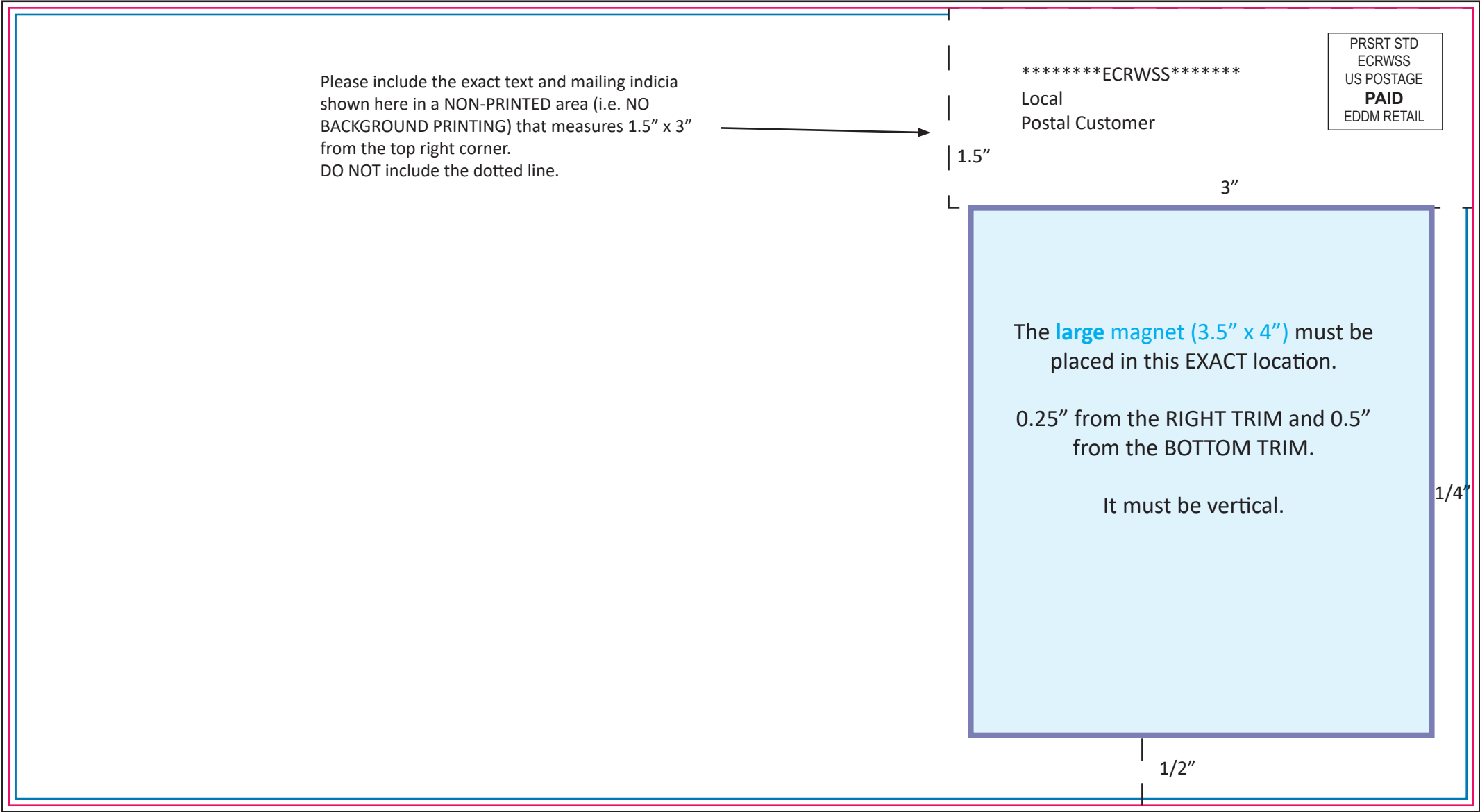


SUPER JUMBO EDDM TEMPLATE (POSTCARD BACK W/LARGE MAGNET)

- The super jumbo postcard is printed 4/4 (full color both sides with full bleeds)
- Images should be at least 300dpi
- Set document size to 6.1" x 11.1" (BLACK - BLEED ZONE)
- Create guides 0.05" (all sides) inside the document (PINK TRIMMING ZONE; 6" x 11")
- Make sure all important elements are inside the BLUE line (SAFE ZONE; 5.9" x 10.9")
- Please provide separate **hi-resolution PDF'S for the Postcard FRONT, BACK & MAGNET**

PRSRT STD
ECRWSS
US POSTAGE
PAID
EDDM RETAIL


*Please add this indicia to
your final design*



LARGE MAGNET TEMPLATE

LARGE (3.5" x 4")

- Large magnet must be vertical.
- Set document size to 3.75" x 4.25" (BLACK - BLEED ZONE)
- Create guides to final size 3.5" x 4" (PINK TRIMMING ZONE)
- Make sure all important elements are inside the 3.25" x 3.75" BLUE line (SAFE ZONE)



Vertical ONLY